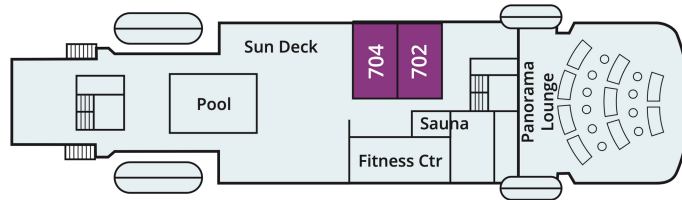


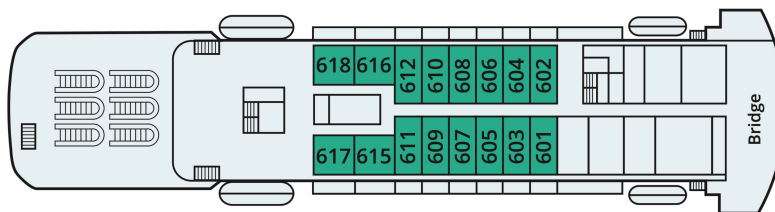
# MS SEAVENTURE DECK PLAN

## DECK 7 OWNER'S SUITES




- OWNER'S SUITES 331 SQ. FT. (30.8 M<sup>2</sup>) INCLUDING A 58 SQ. FT. (5.4 M<sup>2</sup>) BALCONY Suites with sitting area and private balcony

## DECK 6 VERANDA STATEROOMS




- VERANDA STATEROOMS 224 SQ. FT. (20.8 M<sup>2</sup>) INCLUDING A MIN. 39 SQ. FT. (3.6 M<sup>2</sup>) BALCONY Staterooms with sitting area and private balcony

## DECK 5 WINDOW STATEROOMS



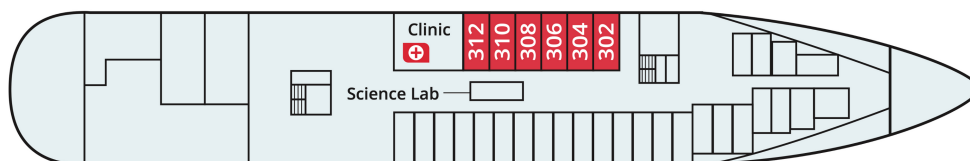
- WINDOW STATEROOMS 188 SQ. FT. (17.5 M<sup>2</sup>) Staterooms with windows and sitting area

## DECK 4 WINDOW/TRIPLE STATEROOMS



- TRIPLE STATEROOMS 188 SQ. FT. (17.5 M<sup>2</sup>) Staterooms with extra single bed and sitting area Family Triples (409 & 411) have one queen and one single

## DECK 3 PORTHOLE STATEROOMS



- PORTHOLE STATEROOMS 188 SQ. FT. (17.5 M<sup>2</sup>) Staterooms with portholes and sitting area